

Please enjoy this FREE resource. By downloading this resource, you are agreeing to the terms listed below.



Copyright Info

Copyright © 2024 Karen Cox | PreKinders.com
All rights reserved by author.
Permission to copy for classroom use.

You may NOT sell this document in any form.

Uploading this document to school district websites, Facebook Groups, any online or electronic sharing services, or any website or app is illegal.

No derivative works. If you change anything in this packet, you may not sell or upload the derivative work as your own.

Read full terms of use here: <http://prekinders.com/terms-of-use>

Placing any part of this file online in any form is a violation of the Digital Millennium Copyright Act (DMCA).

The unauthorized reproduction or distribution of a copyrighted work is illegal.

Contact Info

Karen Cox

Email: karen@prekinders.com

Website: www.prekinders.com

Feel free to contact me if you have any questions.

Graphics Credits



Fonts by Kimberly Geswein

Printing Help

Find Printing Tutorials here: <http://www.prekinders.com/printing-help/>

Most issues can be resolved by updating Adobe Acrobat Reader on your computer.

When you only want to print one page, go to that page, put your cursor on that page, click CTRL-P, and select "current page". If you want to print just certain pages, but not others, click CTRL-P and type in the page numbers you want.

DIRECTIONS

These true/false cards are great for a story response/comprehension activity. They can be used during your Large Group Literacy time after reading the story. They could also be used during Small Group.

In each set, the first 6 cards are true and the last 6 cards are false.

Print the true/false cards, cut along the line, and laminate if you choose. When I use these for Large Group, I often choose not to laminate because of the glare from the room's lighting.

How to Use These Cards:

Draw a line on your whiteboard, write "true" on one side and "false" on the other. (Like a T-chart.) For a visual, you could also draw a smiley face beside the word "true" and a sad face beside "false". You could either stick them directly onto the board, or just stack them into two groups on the whiteboard tray.

Shuffle the cards so the true and false cards are in random order. Take one card, show it to the class, and read it. Have the class decide which side the card should go on.

Or, use the cards the same way during Small Group. Place the cards into two piles as the group decides where they should go.

Optional: Print out the True/False Response Cards, give them to each child in the group. Have them hold up the correct card to show their answer.

TRUE



FALSE



TRUE



FALSE




The disciples asked Jesus if the man was blind because of sin. Jesus said, "no".



Jesus Heals a Blind Man Story | True or False | copyright © prekinders.com

Jesus spit on the ground and made mud with it.



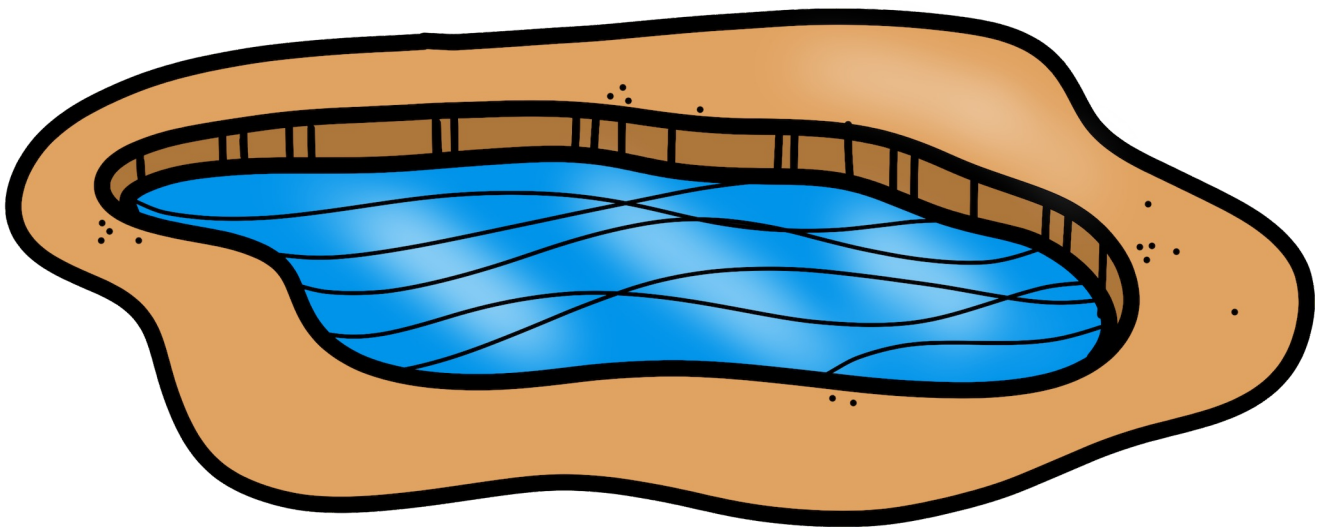
Jesus Heals a Blind Man Story | True or False | copyright © prekinders.com

Jesus put the mud on the blind man's eyes.



Jesus Heals a Blind Man Story | True or False | copyright © prekinders.com

Jesus told the blind man to go to the pool and wash.



Jesus Heals a Blind Man Story | True or False | copyright © prekinders.com

After washing at the pool, the man could see for the first time




Jesus Heals a Blind Man Story | True or False | copyright © prekinders.com

The man said, "I was blind and now I can see."



Jesus Heals a Blind Man Story | True or False | copyright © prekinders.com

Jesus said the man was blind as a punishment for sin.



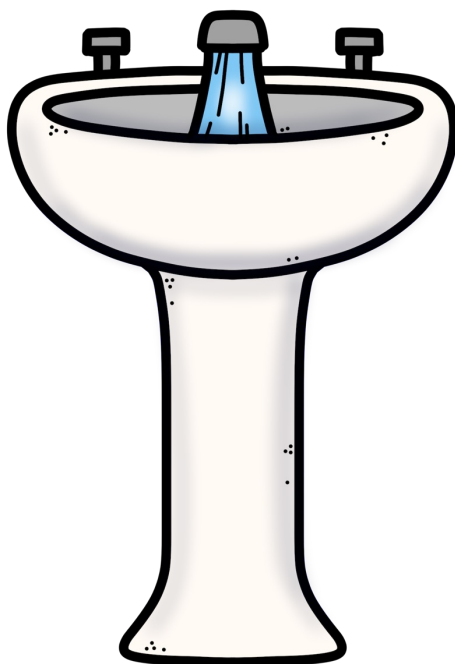
Jesus Heals a Blind Man Story | True or False | copyright © prekinders.com

Jesus waved a magic wand and the blind man
could see.




Jesus Heals a Blind Man Story | True or False | copyright © prekinders.com

Jesus told the blind man to go to the sink to wash his eyes.




Jesus Heals a Blind Man Story | True or False | copyright © prekinders.com

The blind man did what Jesus told him to do, but he still couldn't see.



Jesus Heals a Blind Man Story | True or False | copyright © prekinders.com

Jesus told the blind man to eat carrots to make his eyes better.



Jesus Heals a Blind Man Story | True or False | copyright © prekinders.com

Jesus put eyedrops in the blind man's eyes.



Jesus Heals a Blind Man Story | True or False | copyright © prekinders.com